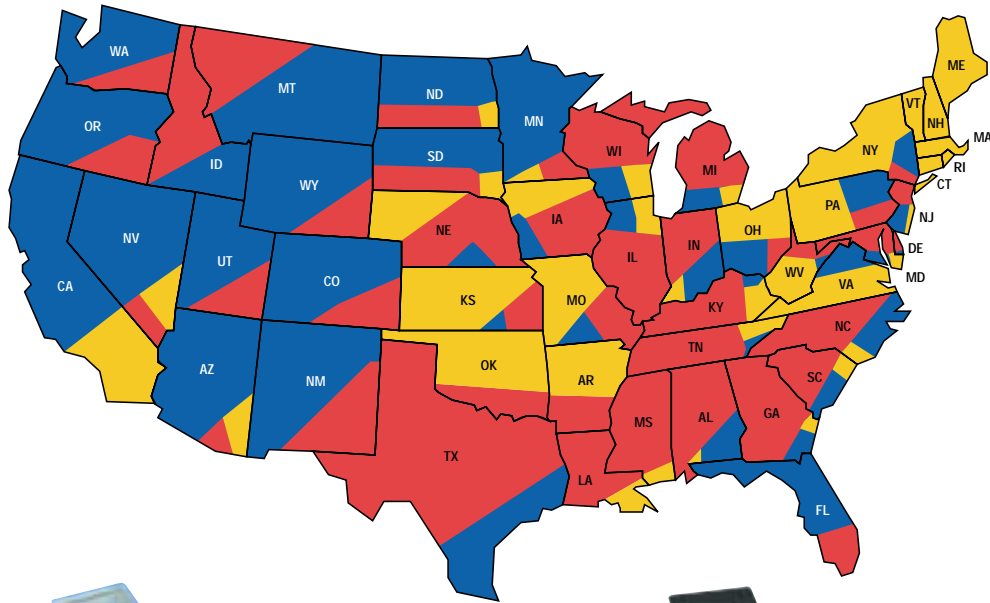


Product Information

**Oatey** WHAT TYPE OF ROOF FLASHING IS USED IN MY AREA?



Colors represent **PERCENTAGE** of product usage, **NOT** geographical area.


db Dearborn® Brass

**WHAT DECORATOR FINISHES ARE AVAILABLE FOR BATHWASTE TRIM AND STRAINERS?**


**Oatey**



Brushed Nickel




Chrome




Antique Bronze




White




Rubbed Bronze



Biscuit



UltraShine® PVD Satin Chrome



UltraShine® PVD Satin Nickel




UltraShine® PVD Polished Brass

Bathwaste Trim and Strainers are available in a variety of modern decorator finishes which coordinate and complement any glamour bathroom suite.



### WHAT OPTIONS ARE AVAILABLE FOR SUPPLY BOXES?



Single Lever Brass Hammer Ball Valve



1/4 Turn Brass Hammer Ball Valve



1/4 Turn Brass Ball Valve



Brass Boiler Drain Valve



North American Brass Boiler Drain Valve



Single Lever Brass Ball Valve



Brass Boiler Drain Valve with Screw Driver Stop

1/2" COPPER  
ASME B16.22

1/2" CPVC  
ASTM D2846

1/2" PEX  
ASTM F1807

3/8" PEX  
ASTM F1807

1/2" PROPEX WIRSBO®  
ASTM F1960

1/2" REHAU®  
1/2" APR WIRSBO®  
ASTM F2080

1/2" KITEC®  
ASTM F1974

1/2" COMPRESSION  
SAG J512

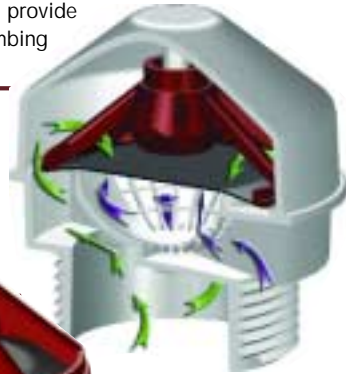
Product Information

## Oatey® HOW DOES AN AIR ADMITTANCE VALVE WORK?

The patented Sweet Spot™ sealing technology utilizing a tension membrane mechanism is extremely sensitive to pressure changes. Sure-Vent® AAVs provide unparalleled performance and reliability when responding to the plumbing system needs.

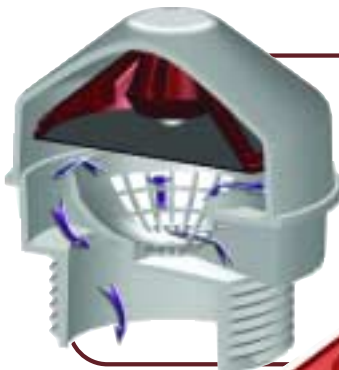
### ZERO PRESSURE

At zero pressure the Sure-Vent® AAV is sealed, ready to react to pressure changes. The vent will not allow sewer gas to enter the structure.



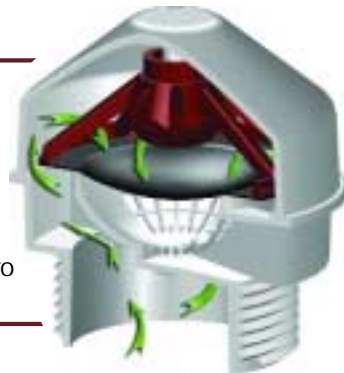
### NEGATIVE PRESSURE

A pressure change of 0.0072 PSI will cause the Sure-Vent® AAV to open. When open, air flows from the room, through the protective screening, past the seal and into the DWV system as the arrows indicate. When the pressure is equalized, the vent will return to the zero pressure position.



### POSITIVE PRESSURE

The Sure-Vent® seals at 0 psi and above indefinitely. The figure shows the vent in a sealed position blocking the sewer gas. When the pressure subsides, the vent will return to the zero pressure position.



**HOW DO I CALCULATE  
PIPELINE FORCES & PRESSURES?**

**Product Information**